

## FROM THE PRINCIPAL

Dear Parents and Community Members,

The State Report Cards are produced by the Oregon Department of Education with the purpose of providing a broad overview of how each school is doing.

It is our pleasure to share with you the 2015-16 School Report Card. While we continue to be proud of our school and academic successes of our students, we continue to be challenged by meeting the new state requirements for Smarter Balanced Assessment testing. Although many of our students generally perform at or above state average for this last testing year, many families still choose to "opt out," impacting our overall performance ratings. For this upcoming year, BPMS staff will work diligently to encourage and improve overall participation. BPMS staff will continue efforts to improve testing performance across the school and to focus closely on students who are Economically Disadvantaged, English Language Learners and students with Special Education needs. Teachers will integrate reading and writing in all content areas and provide students with feedback on their writing to ensure that all students demonstrate consistent improvement in meeting the required

writing standards. All students will participate in two school wide writing performance tasks.

We have chosen to address this issue by continuing to use our Wednesday mornings to use student data to help inform our instruction and to focus our resources on implementing the new Common Core State Standards (CCSS), which reinforce literacy across content areas, and moving towards standards based grading. We take our job of educating our students and preparing them for high school and beyond very seriously. You can support your child by monitoring homework and accessing support daily with after school tutoring from their teacher(s). Working together... great things will continue to happen!

Please feel free to call me with any questions that you might have regarding our School Report Card.

Thank you for your trust and partnership!

Thank you,

Principal | Jennifer Turner

## SCHOOL PROFILE

ENROLLMENT 2015-16 610

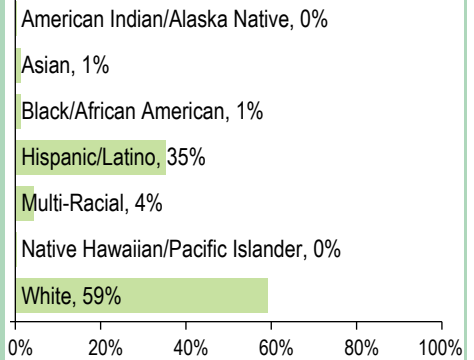
MEDIAN CLASS SIZE School Oregon

English Language Arts	24.0	24.0
Mathematics	22.0	24.0
Science	31.0	26.0
Social Studies	31.5	27.0
Self-Contained	--	--

SELECTED DEMOGRAPHICS

Economically Disadvantaged	48%
Students with Disabilities	14%
Ever English Learner	31%
Different Languages Spoken	8
Regular Attenders	83.3%
Mobile Students	14.1%

## STUDENTS



## IMMUNIZATION RATES

Percent of students with all required vaccines: 97 (Visit [www.healthoregon.org/immdata](http://www.healthoregon.org/immdata) for more information.)

Percent of students without all required vaccines: 3

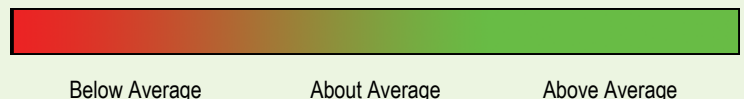
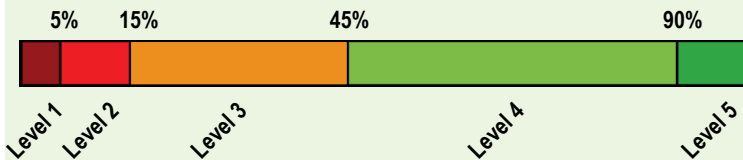
(This value includes students with medical exemptions, nonmedical exemptions, no immunization records, or up-to-date but incomplete immunization records.)

\*, <5, and >95 are displayed when data are unavailable or to protect student confidentiality.

\*\*\* indicates that this school offered lunch at no charge to all students.

## OVERALL SCHOOL RATING

Given the recent passage of the Every Student Succeeds Act (ESSA) and the expiration of Oregon's ESEA flexibility waiver on August 1, 2016, the State of Oregon will not assign ratings (i.e., overall and comparison school ratings) to schools for the 2015-16 school year.



## PROGRESS ARE STUDENTS MAKING ADEQUATE GAINS OVER TIME?

### SCHOOL PERFORMANCE

Performance of students enrolled in the school for a full academic year

Did at least 95% of the students at this school take required assessments?  Yes  No, Interpret Results with Caution  
*Participation rate criteria are in place to ensure schools test all eligible students.*

The Smarter Balanced and alternate assessments have four performance levels where levels 3 and 4 are meeting the standard for school and district accountability.

See report cards from previous years to view historical OAKS performance data.

	School Performance (%)			School Performance (%)	Oregon Performance (%)	Like-School Average (%)						
	2012-13	2013-14	2014-15	2015-16	2015-16	2015-16						
<b>English Language Arts</b> (Administered statewide in grades: 3-8, 11)				Level 1	Level 2	Levels 3 & 4						
All students in tested grades	2014-15 was the first operational year of the new English language arts assessment.			56.5 29.4 14.1	50.1 28.4 21.5	58.0 22.6 19.4	56.1 24.2 19.7					
<b>Mathematics</b> (Administered statewide in grades: 3-8, 11)				Level 1	Level 2	Levels 3 & 4						
All students in tested grades	2014-15 was the first operational year of the new mathematics assessment.			44.5 26.6 28.9	42.2 28.4 29.5	44.3 26.4 29.3	41.9 26.8 31.4					
<b>Science</b> (Administered statewide in Grades: 5, 8, 11)				Did not meet	Met	Exceeded						
All students in tested grades	72.1	69.1	66.1	59.9	63.8	64.1	15.4 56.7 27.9	8.6 60.5 30.9	8.5 57.6 33.9	5.7 54.2 40.1	11.6 52.2 36.2	10.7 53.3 35.9

Visit [www.ode.state.or.us/go/data](http://www.ode.state.or.us/go/data) for additional assessment results.

\*, <5, and >95 are displayed when the data must be suppressed to protect student confidentiality.

## OUTCOMES FOR KEY STUDENT GROUPS AT THIS SCHOOL COMPARED TO THE SAME GROUPS STATEWIDE

### STUDENT GROUP OUTCOMES

	School Performance (%)	Oregon Performance (%)	Like-School Average (%)	School Performance (%)	Oregon Performance (%)	Like-School Average (%)	School Performance (%)	Oregon Performance (%)	Like-School Average (%)		
<b>Economically Disadvantaged</b>				<b>American Indian/Alaska Native</b>			<b>Native Hawaiian/Pacific Islander</b>				
Eng. Lang. Arts	34.6	45.5	43.7	Eng. Lang. Arts	*	39.8	46.3	Eng. Lang. Arts	*	44.5	55.2
Mathematics	23.1	31.0	28.5	Mathematics	*	25.5	30.5	Mathematics	*	30.5	33.3
Science	40.0	52.7	51.7	Science	*	48.6	48.5	Science	*	49.6	71.1
<b>English Learners</b>				<b>Asian</b>				<b>White</b>			
Eng. Lang. Arts	26.8	38.6	37.4	Eng. Lang. Arts	*	76.7	78.1	Eng. Lang. Arts	61.4	63.8	64.1
Mathematics	15.1	26.8	25.0	Mathematics	*	71.8	72.3	Mathematics	53.4	50.0	50.0
Science	29.3	38.1	40.6	Science	*	73.3	75.0	Science	72.6	71.5	73.3
<b>Students with Disabilities</b>				<b>Black/African American</b>				<b>Female</b>			
Eng. Lang. Arts	<5	20.0	17.2	Eng. Lang. Arts	*	35.3	43.9	Eng. Lang. Arts	56.4	64.9	62.8
Mathematics	11.5	14.5	11.9	Mathematics	*	21.5	27.4	Mathematics	40.4	45.0	42.3
Science	20.0	30.8	25.3	Science	*	35.7	49.5	Science	58.2	62.0	63.5
<b>Migrant</b>				<b>Hispanic/Latino</b>				<b>Male</b>			
Eng. Lang. Arts	24.7	32.3	33.9	Eng. Lang. Arts	30.1	41.2	38.0	Eng. Lang. Arts	44.1	51.5	49.6
Mathematics	17.6	21.0	18.4	Mathematics	20.2	26.5	23.2	Mathematics	43.8	43.6	41.5
Science	28.6	33.3	27.9	Science	36.4	43.6	43.7	Science	61.4	65.6	64.6
<b>Talented and Gifted</b>				<b>Multi-Racial</b>							
Eng. Lang. Arts	94.3	95.3	>95	Eng. Lang. Arts	60.9	62.9	63.1	*, <5, and >95 are displayed when the data must be suppressed to protect student confidentiality.			
Mathematics	91.4	94.4	>95	Mathematics	73.9	49.2	44.7				
Science	94.1	97.2	>95	Science	>95	69.0	77.7				

**CURRICULUM & LEARNING ENVIRONMENT** WHAT IS THIS SCHOOL DOING TO IMPROVE STUDENT LEARNING AND TO PREPARE STUDENTS FOR THE FUTURE?

**SCHOOL READINESS**

- |   |   |
|---|---|
| Dental Van  | Courage: Report Harassment/Bullying Link                  |
| Todos Juntos and Prevent Net Site                                       | Harassment/Bullying Prevention Program                    |
| Positive Behavioral School System                                       | Leadership  |
| Community Partnerships: Canby Center, Clackamas County Community Health | Back to School Night                                      |
| Free/Reduced Breakfast and Lunch Program                                | Spring Open House   |
| District Based Health Clinic  | Incoming 7th grade school visits and Parent/Student Night |
|   | Conflict mediation  |

**ACADEMIC SUPPORT**

- Academic Intervention Specialist
- Academic Intervention Classes
- Double Dose Math
- Innovative Technology Grants

**ACADEMIC ENRICHMENT**

- K-8 Dual Immersion (Spanish) Program
- Community Garden
- Leadership
- Talented and Gifted Opportunities
- X-Block classes

**CAREER & TECHNICAL EDUCATION**

- Career Information System with all students
- Career Fair
- College Visits

**EXTRA-CURRICULAR ACTIVITIES/ AFTER SCHOOL PROGRAMS**

- |               |   |
|---------------|---|
| Drama         | Travel Opportunities: DC, Korea Studies, Art Explorers, Science |
| Todos Juntos  | Jazz Band   |
| Builders Club | Chess Club  |
|               | Band and Choir Festivals  |
|               | Korean Studies Program  |

Data and information in the Curriculum and Learning Environment section were provided by local schools and districts, and were not verified by the Oregon Department of Education.