

FROM THE PRINCIPAL

Dear Parents and Community Members,

The 2015-2016 school year was our third year as a Dual Immersion Magnet program for the Canby School District. Since the state had a change in the state testing from OAKS to Smarter Balance we have focused even more on our classroom assessments to monitor the progress of our students. In looking at the local reading data for our school we can see that overall most of our students made a year or almost a year's growth in reading in both English and Spanish. We continue to also work with a math consultant to support critical thinking during mathematics. Our staff is focused on continuing the growth in reading, writing and math for each individual student this year.

While we are not seeing the kind of overall academic achievement we want for our school or our students, our staff is working hard to meet the needs of each individual student. We are continuing with high

quality work as a staff using our late start time on Wednesday mornings to focus on the many diverse needs of our students who are learning curriculum content(math, science, social studies, language arts) in two languages.

You can support your child by monitoring weekly homework, accessing support daily by connecting with your child's teacher. We continue to be excited about all the possibilities for our bilingual and bicultural students.

Thank you,

Principal | Angie Navarro

SCHOOL PROFILE

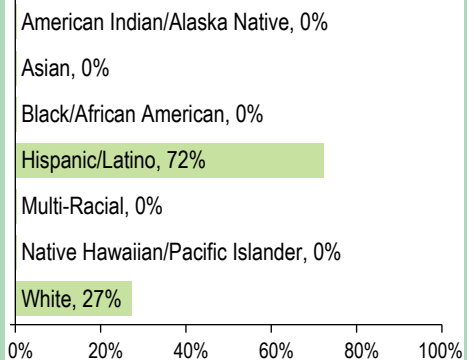
ENROLLMENT 2015-16	415
K-3	261
4-5	111
6-8	43

MEDIAN CLASS SIZE	School	Oregon
Self-Contained	24.0	25.0
Departmentalized	--	--

SELECTED DEMOGRAPHICS

Economically Disadvantaged	72%
Students with Disabilities	9%
Ever English Learner	63%
Different Languages Spoken	3
Regular Attenders	92.0%
Mobile Students	13.9%

STUDENTS



IMMUNIZATION RATES

Percent of students with all required vaccines: 98 (Visit www.healthoregon.org/immdata for more information.)

Percent of students without all required vaccines: 2

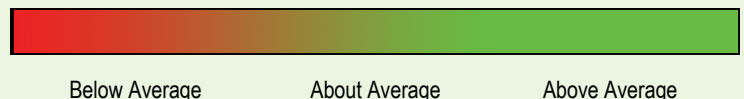
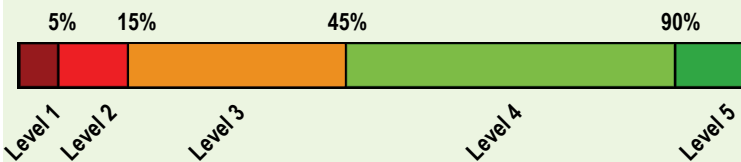
(This value includes students with medical exemptions, nonmedical exemptions, no immunization records, or up-to-date but incomplete immunization records.)

*, <5, and >95 are displayed when data are unavailable or to protect student confidentiality.

*** indicates that this school offered lunch at no charge to all students.

OVERALL SCHOOL RATING

Given the recent passage of the Every Student Succeeds Act (ESSA) and the expiration of Oregon's ESEA flexibility waiver on August 1, 2016, the State of Oregon will not assign ratings (i.e., overall and comparison school ratings) to schools for the 2015-16 school year.



PROGRESS ARE STUDENTS MAKING ADEQUATE GAINS OVER TIME?

SCHOOL PERFORMANCE

Performance of students enrolled in the school for a full academic year

Did at least 95% of the students at this school take required assessments? Yes No, Interpret Results with Caution
Participation rate criteria are in place to ensure schools test all eligible students.

The Smarter Balanced and alternate assessments have four performance levels where levels 3 and 4 are meeting the standard for school and district accountability.

See report cards from previous years to view historical OAKS performance data.

	School Performance (%)			School Performance (%)	Oregon Performance (%)	Like-School Average (%)
	2012-13	2013-14	2014-15	2015-16	2015-16	2015-16
English Language Arts (Administered statewide in grades: 3-8, 11)				Level 1	Level 2	Levels 3 & 4
All students in tested grades	2014-15 was the first operational year of the new English language arts assessment.			29.9 21.2 48.9	28.1 22.2 49.8	52.8 22.3 24.8 35.7 25.0 39.3
Mathematics (Administered statewide in grades: 3-8, 11)				Level 1	Level 2	Levels 3 & 4
All students in tested grades	2014-15 was the first operational year of the new mathematics assessment.			16.1 32.3 51.6	17.8 27.7 54.5	43.7 28.8 27.5 29.8 31.8 38.5
Science (OAKS) (Administered statewide in Grades: 5, 8, 11)				Did not meet	Met	Exceeded
All students in tested grades	30.9	47.7	44.4	40.0	66.5	44.5
	0.0 30.9 69.1	4.5 43.2 52.3	6.7 37.8 55.6	5.5 34.5 60.0	15.7 50.8 33.5	5.1 39.4 55.5

Visit www.ode.state.or.us/go/data for additional assessment results.

*, <5, and >95 are displayed when the data must be suppressed to protect student confidentiality.

OUTCOMES FOR KEY STUDENT GROUPS AT THIS SCHOOL COMPARED TO THE SAME GROUPS STATEWIDE

STUDENT GROUP OUTCOMES

	School Performance (%)	Oregon Performance (%)	Like-School Average (%)	School Performance (%)	Oregon Performance (%)	Like-School Average (%)	School Performance (%)	Oregon Performance (%)	Like-School Average (%)		
Economically Disadvantaged				American Indian/Alaska Native			Native Hawaiian/Pacific Islander				
Eng. Lang. Arts	16.8	40.9	34.3	Eng. Lang. Arts	*	36.0	25.0	Eng. Lang. Arts	*	40.5	28.2
Mathematics	8.4	31.5	28.5	Mathematics	*	27.6	25.0	Mathematics	*	28.6	22.5
Science	23.1	56.1	43.6	Science	*	51.7	27.3	Science	*	46.5	44.4
English Learners				Asian				White			
Eng. Lang. Arts	11.3	30.3	27.9	Eng. Lang. Arts	*	70.6	54.0	Eng. Lang. Arts	69.0	59.5	51.6
Mathematics	5.0	22.9	23.6	Mathematics	*	67.5	46.0	Mathematics	50.0	50.2	45.5
Science	21.6	38.7	33.5	Science	*	75.6	51.2	Science	78.6	75.4	69.1
Students with Disabilities				Black/African American				Female			
Eng. Lang. Arts	5.0	23.9	11.9	Eng. Lang. Arts	*	31.7	25.5	Eng. Lang. Arts	29.2	58.1	41.7
Mathematics	5.0	20.3	11.4	Mathematics	*	20.9	15.7	Mathematics	14.6	42.9	29.7
Science	*	38.4	20.6	Science	*	41.5	33.3	Science	36.7	64.6	43.1
Migrant				Hispanic/Latino				Male			
Eng. Lang. Arts	12.2	25.9	26.4	Eng. Lang. Arts	16.4	34.7	29.7	Eng. Lang. Arts	27.1	47.8	29.8
Mathematics	6.8	19.2	22.9	Mathematics	8.2	25.5	24.2	Mathematics	20.8	44.4	29.9
Science	27.8	36.1	40.5	Science	26.8	44.9	36.3	Science	44.0	68.3	45.9
Talented and Gifted				Multi-Racial							
Eng. Lang. Arts	87.5	95.5	83.1	Eng. Lang. Arts	*	57.2	53.1				
Mathematics	71.4	94.8	87.6	Mathematics	*	46.6	44.6				
Science	*	97.7	88.9	Science	*	70.0	62.2				

*, <5, and >95 are displayed when the data must be suppressed to protect student confidentiality.

CURRICULUM & LEARNING ENVIRONMENT WHAT IS THIS SCHOOL DOING TO IMPROVE STUDENT LEARNING AND TO PREPARE STUDENTS FOR THE FUTURE?

SCHOOL READINESS

PBIS positive behavior intervention program

Canby School District Preschool program

Dental sealants and Fluoride program

Parent classes

Full time counselor

Backpack buddies

ACADEMIC SUPPORT

School wide Title IA program

Response to intervention for reading support in both English and Spanish
Special education for students with qualified learning disabilities

School wide homework policy

Parent-Teacher conferences
Parent information nights and parent conference

ACADEMIC ENRICHMENT

Dual language immersion program for all students

5th grade Junior Achievement program: Biztown

6th grade Outdoor School

Innovative technology iPad program

Schoolwide book fairs

Bilingual Battle of the Books competition

PTA family events

After school reading support

After school chess club sponsored by the Chess for Success

EXTRA-CURRICULAR ACTIVITIES/ AFTER SCHOOL PROGRAMS

After school reading program

Homework help

After school chess club

Family nights

6th grade Student council

Data and information in the Curriculum and Learning Environment section were provided by local schools and districts, and were not verified by the Oregon Department of Education.